Figure S4. A) Cathodoluminescence (CL), B) transmitted-light optical, and C) reflected-light optical images of zircon grains obtained from sample C-70 (Medium to fine-grained siltstone collected from the base of the Upper Siliciclastic–Carbonate Unit; equivalent of the Ifrakhs n'Tirsal Formation the Tizi n'Taghatine Group) showing their internal texture, spots (red circles), and (D) apparent ages in Ma (1 error).

Sample C 70

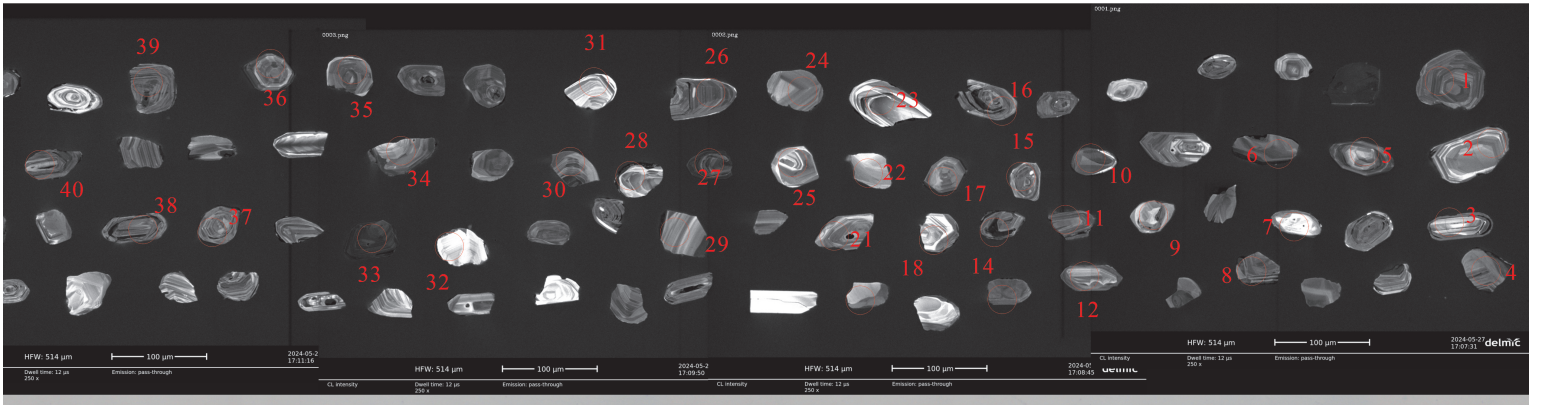

A

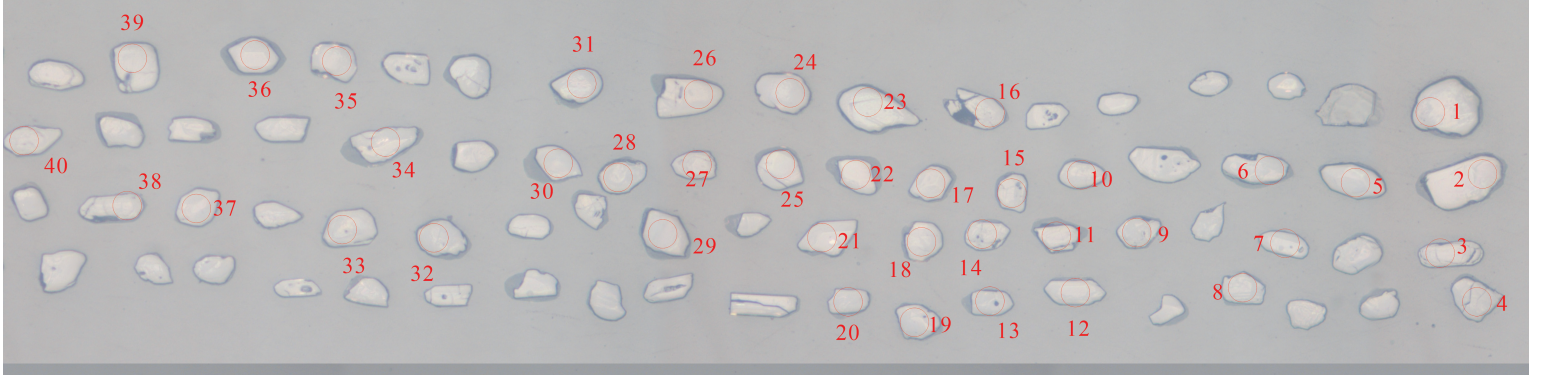

B



C

D

Spot	1	2	3	4	5	6	7	8	9	10	11	12	13	14	15	16	17	18	19	20
Age (Ma)	1965	2076	2039	2329	2061	2109	2000	2332	2014	2702	2053	2021	1943	2094	2036	2061	2028	2122	2113	2073
1 sigma	27	26	26	24	27	31	33	30	25	24	28	31	27	26	27	26	29	27	30	29
Spot	21	22	23	24	25	26	27	28	29	30	31	32	33	34	35	36	37	38	39	40
Age (Ma)	2015	2458	2172	2453	2698	2148	2020	2370	1987	2033	3031	2142	2031	2502	2514	2028	2031	2324	1944	2398
1 sigma	28	26	28	30	26	26	25	26	31	33	28	32	24	24	26	28	26	22	26	24